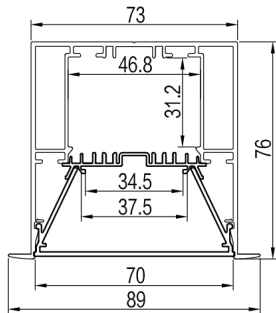

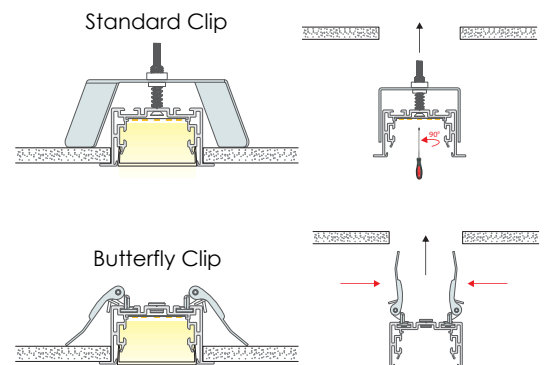


Bline™ 70R


Architectural LED Aluminium Extrusion




Material	Aluminium
Finishes	Clear Anodised, Pearl White, Satin Black Custom Powdercoat Colours - Interpon
Standard Length	2,500mm
Incremental Length	100mm
Diffuser/mm	Frosted PC/70mm
Transmission Rate	85%
Weight	4.31Kg/2,500mm
Mounting	See Right
Connectors	See Below




90° Lit/Unlit Corner



90° Lit/Unlit Inner Corner



90° Lit/Unlit Outer Corner



T-Type Lit/Unlit Corner



X-Type Lit/Unlit Corner



180° Joiner/Extender

Recommended Ledconnect PCB

Ledconnect 12.5 - 499mm x 36mm - CRI >80+	Colour/Output		
Code	2700K - W27	3000K - W30	4000K - W40
LCIP33-12.5 (Watts/Module)	3100 Lm/Mtr	3200 Lm/Mtr	3250 Lm/Mtr



PRODUCT CODE BUILDER

Bline70R - 12.5 - W27

LED Colour
See Left

XULUX Pty Ltd
14/388 Newman Road Geebung Qld 4034
P 07 3172 7131 F 07 3161 5598
E sales@xulux.com.au
W www.xulux.com.au

Specifications are subject
to change without notice
BLINE70RRX1

XULUX
LED LIGHTING SOLUTIONS