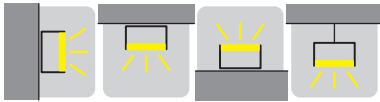

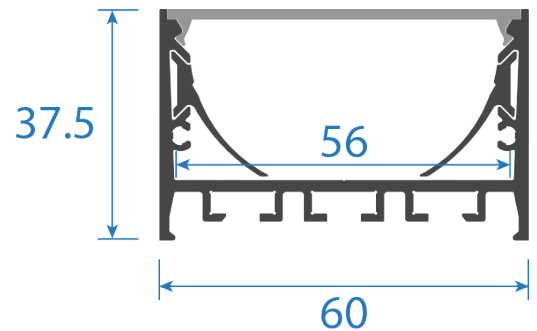


MAXI6037

ARCHITECTURAL ALUMINIUM EXTRUSION



Base Material	Aluminium
Base Finish	Naturally Anodised
Diffuser Material	PC - (Poly Carbonate)
Diffuser Transmission	70%
Dimensions	Length - 2,000mm Width - 60.0mm Height - 37.5mm Internal LED Bed - 56.0mm
End Treatment	Metal Caps
Mounting	Metal Clips/Joiners/Suspension



Recommended LED options:

Linearflex 20 - 2,500mm x 20mm - CRI >80+ Code: 3000K - W30 4000K - W40 LRP33-20-XXX80-24 (20 W/Mtr) 2600 Lm/Mtr 2700 Lm/Mtr	
Linearflex 25 - 2,500mm x 34mm - CRI >80+ Code: 3000K - W30 4000K - W40 LRP33-25-XXX80-24 (25 W/Mtr) 3200 Lm/Mtr 3250 Lm/Mtr	
Ledconnect 12.5 - 499mm x 36mm - CRI >80+ Code: 3000K - W30 4000K - W40 LCIP33-12.5-XXX80-24 (25 W/Mtr) 3200 Lm/Mtr 3250 Lm/Mtr	
Ledconnect 14.5 - 495mm x 27mm - CRI >80+ Code: 3000K - W30 4000K - W40 LCIP33-14.5-XXX80-24 (29 W/Mtr) 2987 Lm/Mtr 3277 Lm/Mtr	

- 1 - Other Lumen Outputs, Wattages, CRI Values and IP Ratings available on request
- 2 - All dimensions were correct at time of publication but measurement tolerance may vary +/- 0.5mm
- 3 - All lumens per metre (L/Mtr) and wattage per metre (W/Mtr) test measurements are based on a 1 metre length of LED strip